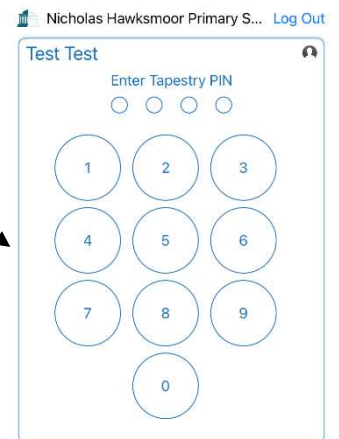


You can download the tapestry app from the app store or the play store.

You will have received an activation email from tapestry to active your account. It may have gone to your junk so please check there. If you do not receive this please let the EYFS Team know.

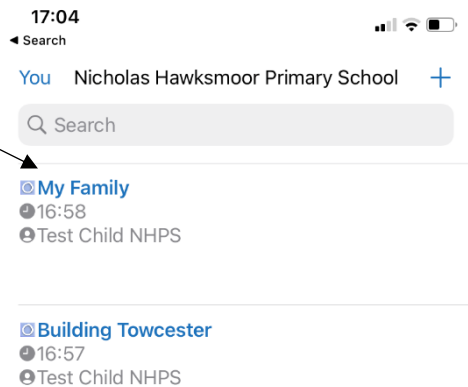


The login page on the app looks like this. Use the email and password that you set on the activation email to log in. You will be able to use the pin number that you set on the app after the first time you log in. It will look like this.

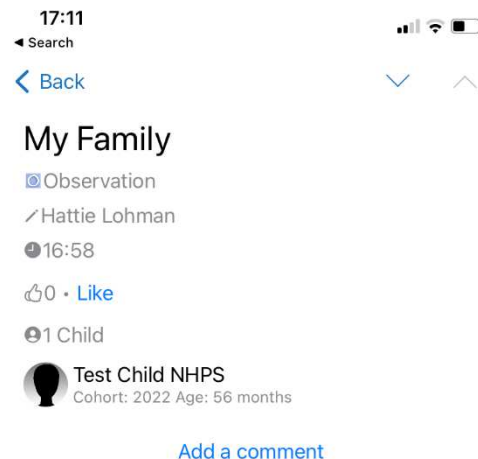


Observations from school

Observations by school staff will show on your child's observations page.

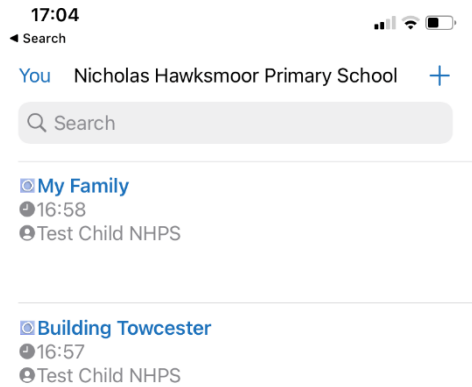


By clicking on the observation you will be able to see pictures and the detail written by staff. You will also be able to comment on the observation if you wish.



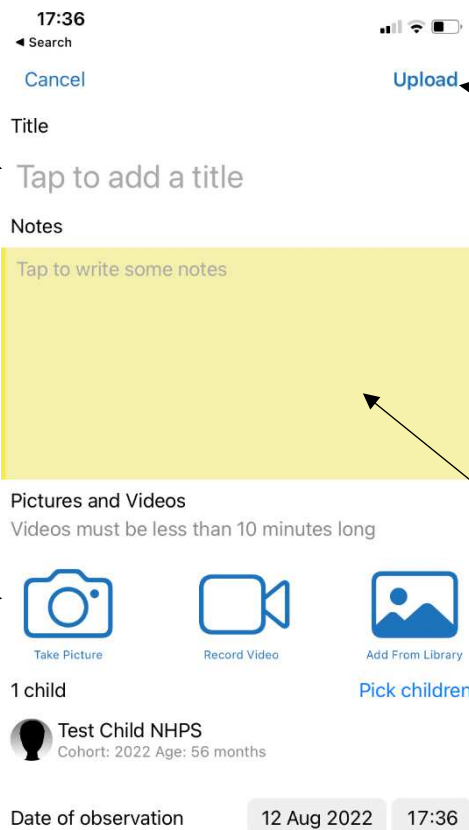
Add Observation

Please upload your own observations of your children at home. This could be anything from writing, helping around the house, learning to ride a bike, playing with their favourite toys; anything that you or your child would like to share with us.



Click the + symbol in the top right of the screen.

Give the observation a title.



Once you have completed your observation, click upload.

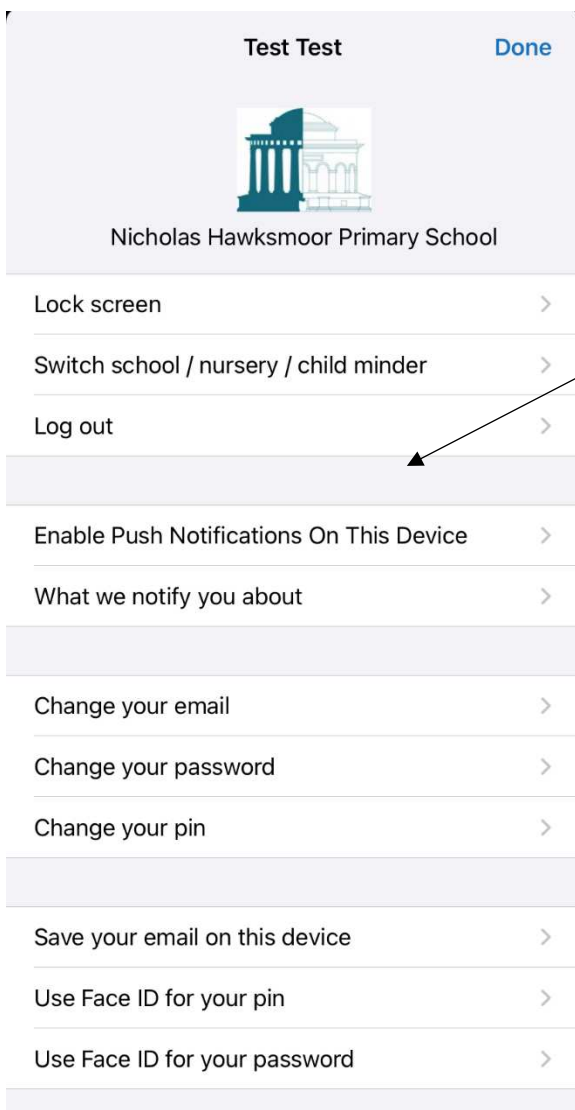
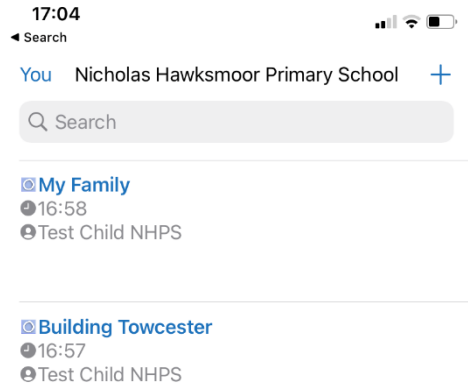
You can add photos and videos here for us to see.

Share with us what your child is doing!

School staff will then be able to see and comment on your observations. Staff will look at these within working hours. The EYFS team enjoy seeing what the children get up to at home, and it gives us the wider picture of your child and their learning.

Editing your Account

Click on 'you' in the top left corner.



Here you will be able to edit notifications, change passwords, emails and pins.

If you have any problems or questions about tapestry, please talk to a member of the EYFS team.